Directional Control Valves ND 4

manually operated, max. operating pressure 500 bar

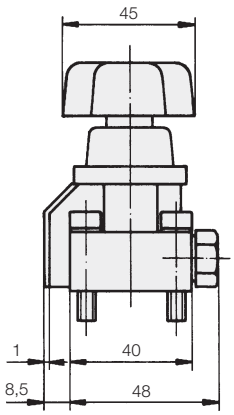

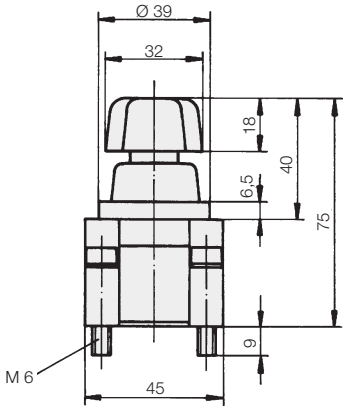

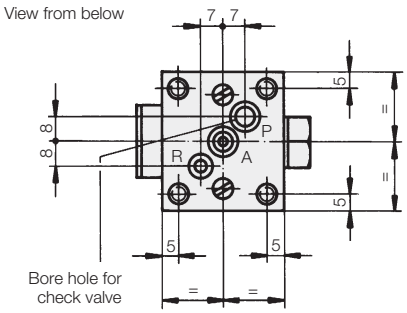

General characteristics

Type	Poppet valve
Type of connection	Subplate mounted (see accessories)
Port size	G 1/4
Weight	0.4 kg

Hydraulic characteristics

Adm. operating press.	0-500 bar
Adm. flow rate	8 l/min
Direction of flow	only in direction of arrow as in symbol
Hydraulic oil	HLP 22

Operating specification

Manually operated	
Angle of rotation	90º
Operating torque	0.63 Nm

Double-acting function see data sheet C 2.345.

Seal (spare part)		**Part-no.**
at A:	O-ring Ø 5x1.5	**3000-340**
at P:	O-ring Ø 8x1.5	**3000-343**
at R:	O-ring Ø 8x1.5	**3000-343**

Description	Symbol	**Part-no.**
2/2 directional control valve without check valve	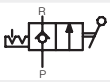	**2321-302**
3/2 directional control valve without check valve	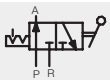	**2321-201**
3/2 directional control valve with built-in check valve		**2321-300**

Accessories

Mounting plate	**3534-039**

Δ p-Q characteristic curve for kinematic viscosity of 53x10-6 m2/s (HLP 22 at 20 °C)

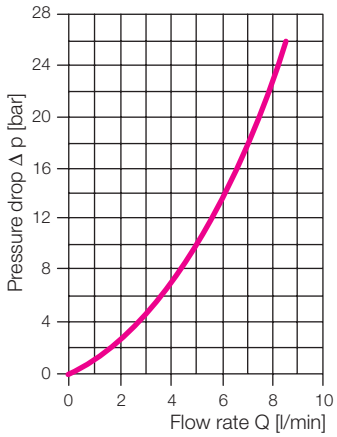

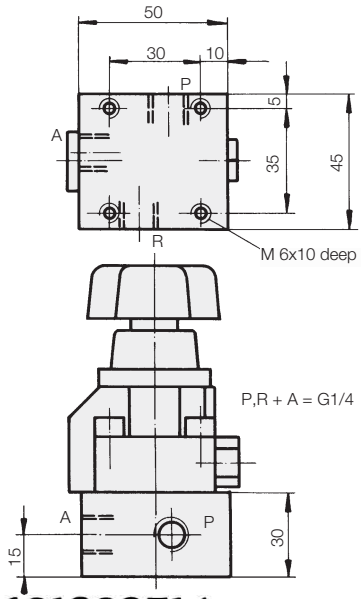

网址：www.fdzc.net 联系人：程家雄 手机：13601809714
联系电话：021-51872743 E-mail:chengff@sh163.net